

Easy maintenance

- Flat touch screen is easily cleaned
- Non-glare coating on touch panel controller minimizes fingerprint marking
- Easy-to-remove front cover



Easy installation

Touch Panel Controller is easily mounted to the wall

- Correctable mechanism for tilting (horizontal) after the installation of the body

No additional component is required for installation

- There is no need for the installation space of power supply adaptor and transmission adaptor etc. not required.



SPECIFICATIONS

Model	UTY-DTG*
Power Supply	100-240V 50/60Hz
Dimensions (H×W×D) mm	260×246×54
Weight (g)	2,150
Interface	USB 2.0

G* : GY(FUJITSU), GG(GENERAL)

AIRSTAGE™
TOUCH PANEL CONTROLLER



"AIRSTAGE"™ is a worldwide trademark of FUJITSU GENERAL LIMITED.
and is a registered trademark in Japan, the U.S.A. and other countries or areas.

An actual color and some might differ because the color of the product is printed matter.
Product specifications are subject to change without notice.
Distributed by :

Copyright ©2008 Fujitsu General Limited. All rights reserved.

FUJITSU GENERAL LIMITED
1116, Suenaga, Takatsu-ku, Kawasaki 213-8502, Japan
URL : <http://www.fujitsu-general.com>

6NNTC0-1009E



FUJITSU GENERAL LIMITED

TOUCH PANEL CONTROLLER

UTY-DTG*



7.5 inch screen

High visibility and easy operation via high resolution
7.5 inch TFT-LCD touch panel screen



Real size screen image

Stylish design

Stylish shape and design to suit all applications

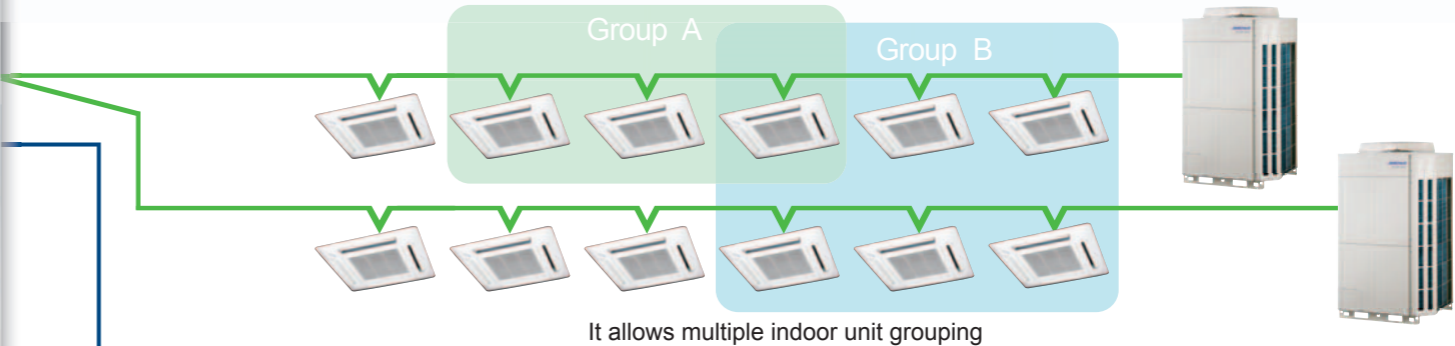
Easy Operation

- Large and wide-angled LCD is easily viewable even at a distance
- Easy-to-understand icon-driven Graphical User Interface (GUI)
- Wide range of simple-to-understand icons
- Operation can be selected using your finger or the dedicated touch pen by pressing the appropriate on-screen icon
- Up-to-date status display
- Background color identifies current control operation
Blue for monitoring, green for operational control



G* : GY(FUJITSU), GG(GENERAL)

Up to 400 indoor units
can be controlled



It allows multiple indoor unit grouping

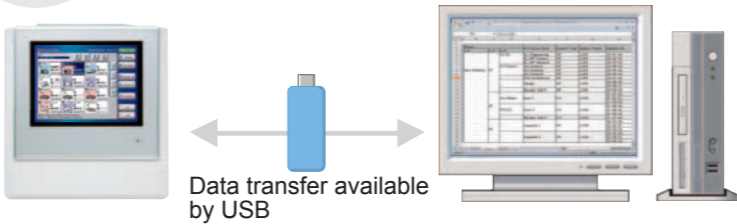


Emergency stop function

Emergency stop control
Air conditioner can be turned off through the external input control

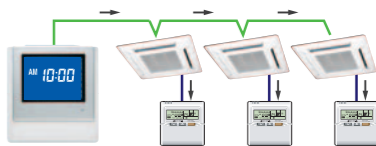
Note:
In case of received Emergency alarm by Touch Panel Controller: All unit connected within VRF network system with Touch Panel Controller will be stopped.

Versatility



- CSV format data edited by PC can be imported to Touch Panel Controller.

Automatic clock adjustment



The time setting of each controller can be set in batch automatically.

Function

- Up to 400 indoor units can be controlled
- It allows multiple indoor units grouping
- Schedule timer function is standard(20 patterns per day)
- Emergency stop function(through the external input control)
- Temperature upper and lower limit setting
- The clock of each indoor unit correct setting



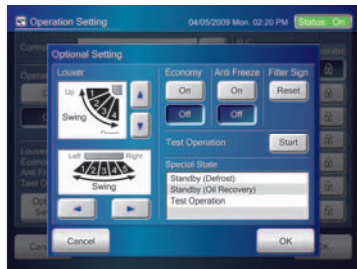
Individual control



Flexible grouping



Schedule control



Indoor units operation monitoring